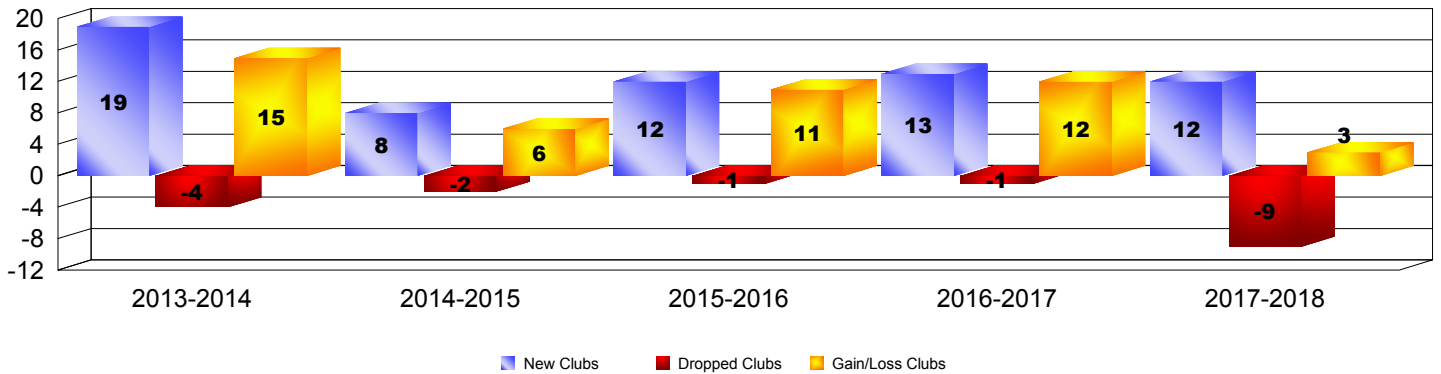
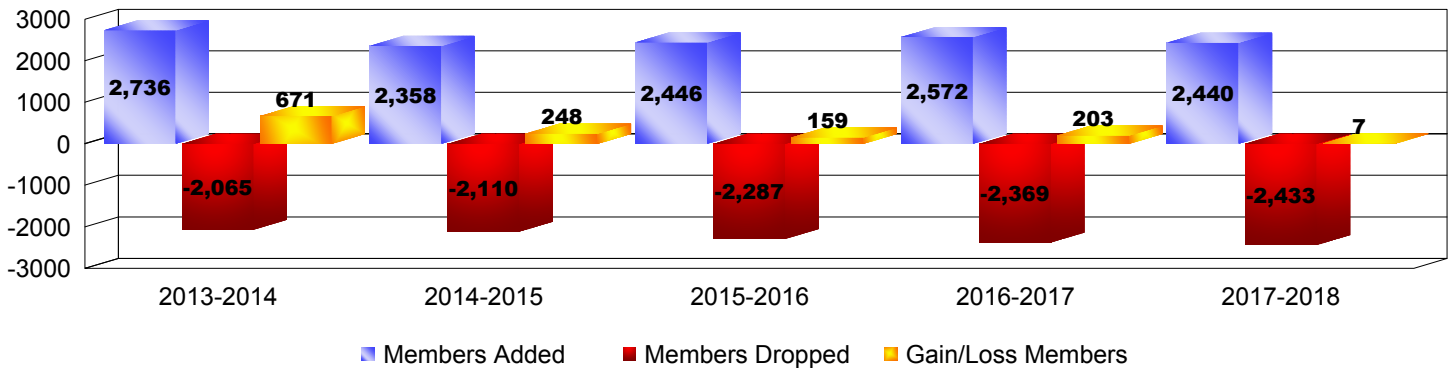


Year	New Clubs	Dropped Clubs	Gain/Loss Clubs	New Members	Charter Members	Reinstate Members	Transfer Members	Total Member Added	Total Members Dropped	Gain/Loss Members
2013-2014	19	-4	15	2069	474	24	169	2736	-2065	671
2014-2015	8	-2	6	1989	194	25	150	2358	-2110	248
2015-2016	12	-1	11	1971	282	25	168	2446	-2287	159
2016-2017	13	-1	12	2042	325	29	176	2572	-2369	203
2017-2018	12	-9	3	1986	267	33	154	2440	-2433	7
Average	13	-3	9	2011	308	27	163	2510	-2253	258

Clubs




Members



Membership Composition

June 2018 Cumulative



Gender Comparison

June 2018 Cumulative

